

## CEILING BOOM INLINE

- ✓ 360° rotation
- ✓ polished stainless steel
- ✓ tough design
- ✓ self lubricated ball bearing
- ✓ high quality swivels included
- ✓ insulated high pressure hose
- ✓ hose protection / tension relief
- ✓ ready to use



### Technical Data

<b>Pressure</b>	4000 psi (27.5 MPa)
<b>Temperature</b>	250°F
<b>Inlet</b> (top & side)	3/8" NPTF
<b>Outlet</b>	3/8" NPTF
<b>Throughput medium</b>	pH 3 - 12



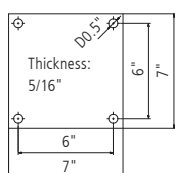
### DKP

Part No.	L	Weight
66.009	4'9"	21 lbs
66.019	5'3"	22 lbs
66.029	5'9"	22.5 lbs
66.039	6'3"	23 lbs
66.049	6'9"	24 lbs
66.059	7'5"	24.5 lbs
66.069	8'2"	25 lbs
66.079	9'	26 lbs
66.089	9'10"	27 lbs
66.959	18'8"	39.5 lbs

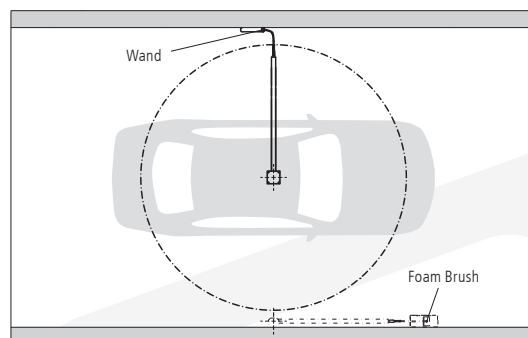
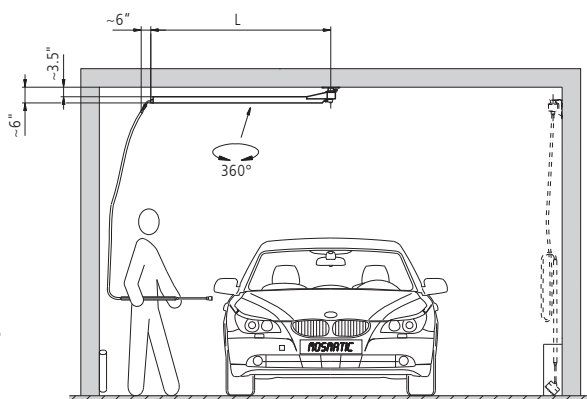


**Accessories** see page 107

### Ceiling Mounting Plate



Bearable load for each bore  
at least 30'000 N  
(for example 1/2" bolt)



C29

78

### Legend

**M..** = metric thrust, **..M** = male, **F** = female, **G** = gas pipe thrust, **QV** = quick connects, **SV** = profile ring fitting  
**D** = diameter, **k** = conical, **L** = length, **NW** = nominal width, **SW** = wrench size, **IN** = media input, **OUT** = media output, **RS** = basic position